

## September 2023 Summary

As predicted, warmer than usual temperatures were experienced during the month of September. Upon analysing temperature data sets since the start of operations at the AIA in 2017, a record breaking daily maximum temperature of 33.8°C was recorded on September 29<sup>th</sup>. Due to the abnormally warm weather, the Ministry of Health issued statements on tips to curb the heat, such as: staying hydrated, wearing light coloured clothing, sunscreen protection and more.

The agriculture sector continues to suffer as a result of the ongoing warmer temperatures. There have been reports of reduced growth/production in livestock and low crop yields due to heat stress.

The total rainfall for the month of September at the Argyle International Airport (A.I.A) was 73.8 mm (~2.91 inches). Island-wide, the highest monthly rainfall total was 274.8 mm (~10.8 inches) recorded at the Hermitage Station.

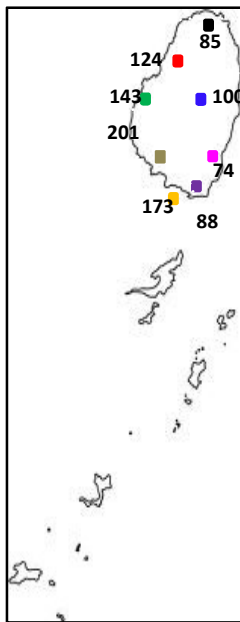
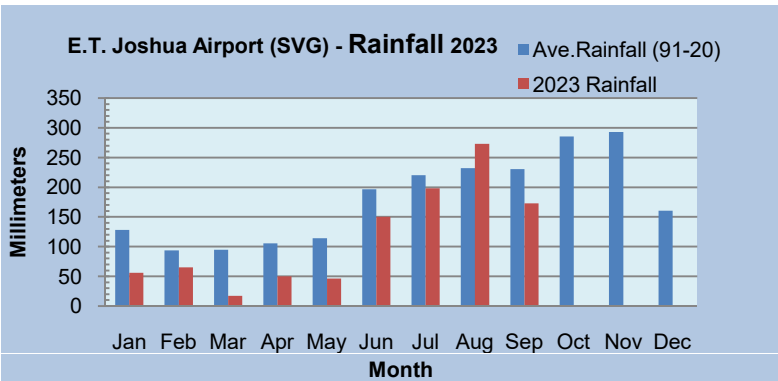


Fig 1: Rainfall Stations

KeyFig1	Station-Location	Rainfall (mm)
●	Argyle Int'l - Airport	73.8
●	E.T Joshua-Arnos Vale	172.7
●	Belle Isle	143
●	Rabacca	100
●	Richmond	123.8
●	Rivulet Climo.	87.6
●	Dallaway	200.5
●	Owia	84.6



Tables 1&2: September, 2023: Rainfall across SVG.

The lowest minimum temperature value of 22.8°C was recorded on the 20<sup>th</sup> and 21<sup>st</sup>. The average maximum temperature was 32.2°C and average minimum temperature was 24.2°C. Average daily mean temperature was 28.2°C.

The maximum wind gust for September is currently unavailable.

## Forecast Information

KeyFig1	Station-Location	Temperature (°C)
●	E.T Joshua-Arnos Vale	30.3-30.6

Table 3: 3: October-November-December 2023 usual range of temperature (between lower and upper threshold values)

## National Temperature Outlook: Sept-Oct-Nov. 2023 for SVG

- Air Temperature: Day and night time temperatures are predicted

KeyFig1	Station-Location	Rainfall (mm)
●	E.T Joshua-Arnos Vale	641.1-772.7

Table 4: October-November-December, 2023 usual range of rainfall (between lower and upper threshold values)

## National Rainfall Outlook: Sept-Oct-Nov 2023 for SVG

- Rainfall is likely to be close to the usual or higher
- Drought is likely across SVG during the upcoming months.

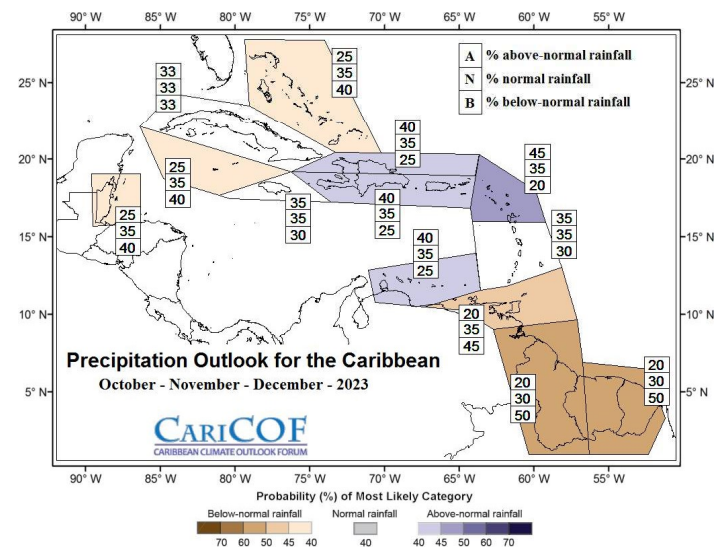


Fig 5: Regional Precipitation Outlook for Sept-Oct-Nov 2023.

## Advisory Statements

**Water:** As we are in the traditional wettest period of wet/hurricane season, the availability of water may be disrupted during the passage of weather systems. Residents are strongly advised to store adequate quantities of water for drinking and sanitation purposes.

**Health:** Due to the a forecast of warmer than usual day and night time temperatures with the possibility of episodes of excessive heat, the general public is advised to remain hydrated during warm day and limit outdoor activities especially if vulnerable. Be aware of Saharan dust events during this period as it can pose respiratory concerns. Anti-mosquito fogging operations should continue as the presence of stagnant water after rainfall may promote the breeding of mosquitoes.

**Agriculture:** During warm days, farmers should remain hydrated while working outdoors and provide adequate water and shading for seedlings and livestock. With the possibility of dry spells during the upcoming months as the dry season approaches, farmers are advised to make preparations to employ conservation and irrigation practices.

**Tourism:** During the peak period of the hurricane/wet season, outdoor activities may be frequently disrupted at times due to an increase in rainfall activity. During warm days, visitors should remain hydrated and be mindful to minimise skin exposure and wear sunscreen protection. Hoteliers and property owners are likely to see an increase in their electricity bill since their guests are likely to use air conditioners for extensive periods.

## Moon Phases 2023